Task card 1 Dot Plots: Finding the Median

The dot plot shows the number of points scored for 7 games. Each dot stands for one game. The same data as a list: S = [8, 5, 7, 13, 12, 5, 8]. What is the median number of points scored?



Task card 2 Dot Plots: Finding the Median

The dot plot shows the high temperature in °C for 7 days. Each dot stands for one day. The same data as a list: S = [18, 25, 20, 25, 26, 27, 18]. What is the median high temperature in °C?

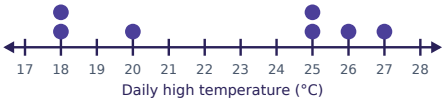

Task card 3 Dot Plots: Finding the Median

The dot plot shows the number of points scored for 7 games. Each dot stands for one game. The same data as a list: S = [7, 11, 12, 13, 6, 12, 7]. What is the median number of points scored?

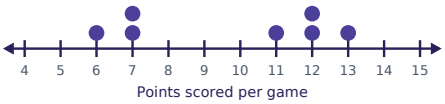

Task card 4 Dot Plots: Finding the Median

The dot plot shows the number of minutes the bus was late for 7 days. Each dot stands for one day. The same data as a list: S = [12, 8, 7, 10, 12, 10, 3]. What is the median number of minutes the bus was late?

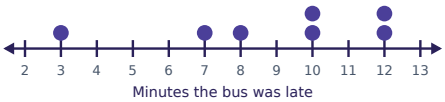

Task card 5 Dot Plots: Finding the Median

The dot plot shows the number of goals scored for 7 matches. Each dot stands for one match. The same data as a list: S = [6, 3, 8, 0, 5, 6, 3]. What is the median number of goals scored?



Task card 6 Dot Plots: Finding the Median

The dot plot shows the quiz score for 7 students. Each dot stands for one student. The same data as a list: S = [17, 8, 13, 16, 12, 11, 14]. What is the median quiz score?

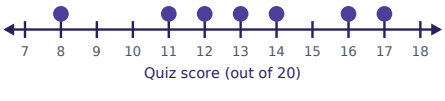

Task card 7 Dot Plots: Finding the Median

The dot plot shows the number of push-ups done in one minute for 9 students. Each dot stands for one student. The same data as a list: S = [22, 23, 15, 18, 18, 21, 14, 16, 24]. What is the median number of push-ups done in one minute?

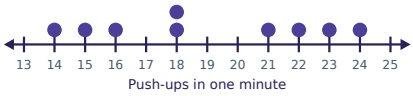

Task card 8 Dot Plots: Finding the Median

The dot plot shows the number of hours of sleep for 9 students. Each dot stands for one student. The same data as a list: S = [9, 12, 9, 9, 8, 8, 12, 5, 6]. What is the median number of hours of sleep?



Task card 9 Dot Plots: Finding the Median

The dot plot shows the number of hours of sleep for 9 students. Each dot stands for one student. The same data as a list: S = [5, 8, 9, 6, 7, 5, 7, 7, 7]. What is the median number of hours of sleep?

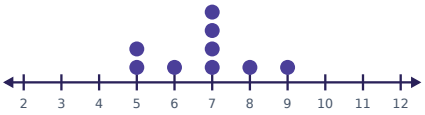

Task card 10 Dot Plots: Finding the Median

The dot plot shows the high temperature in °C for 9 days. Each dot stands for one day. The same data as a list: S = [26, 15, 24, 26, 18, 17, 20, 14, 22]. What is the median high temperature in °C?

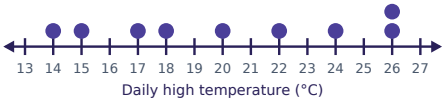

Task card 11 Dot Plots: Finding the Median

The dot plot shows the number of hours of sleep for 9 students. Each dot stands for one student. The same data as a list: S = [5, 8, 6, 3, 9, 6, 11, 8, 7]. What is the median number of hours of sleep?



Task card 12 Dot Plots: Finding the Median

The dot plot shows the high temperature in °C for 9 days. Each dot stands for one day. The same data as a list: S = [12, 19, 15, 18, 15, 12, 11, 20, 20]. What is the median high temperature in °C?

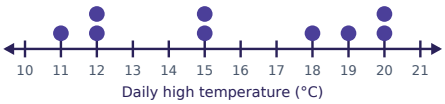

Task card 13 Dot Plots: Finding the Median

The dot plot shows the quiz score for 9 students. Each dot stands for one student. The same data as a list: S = [14, 9, 6, 7, 12, 13, 11, 15, 11]. What is the median quiz score?

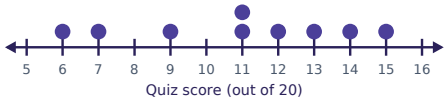

Task card 14 Dot Plots: Finding the Median

The dot plot shows the number of push-ups done in one minute for 9 students. Each dot stands for one student. The same data as a list: S = [27, 23, 26, 28, 19, 26, 30, 30, 18]. What is the median number of push-ups done in one minute?

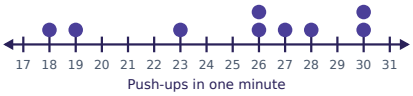

Task card 15 Dot Plots: Finding the Median

The dot plot shows the quiz score for 9 students. Each dot stands for one student. The same data as a list: S = [18, 19, 19, 6, 13, 8, 17, 18, 8]. What is the median quiz score?

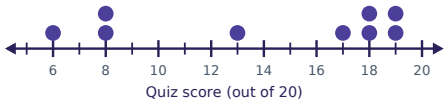

Task card 16 Dot Plots: Finding the Median

The dot plot shows the number of push-ups done in one minute for 10 students. Each dot stands for one student. The same data as a list: S = [17, 23, 29, 23, 17, 27, 20, 19, 27, 22]. What is the median number of push-ups done in one minute?



Task card 17 Dot Plots: Finding the Median

The dot plot shows the number of books read over the summer for 9 students. Each dot stands for one student. The same data as a list: S = [5, 9, 1, 5, 3, 2, 8, 1, 11]. What is the median number of books read over the summer?



Task card 18 Dot Plots: Finding the Median

The dot plot shows the number of goals scored for 10 matches. Each dot stands for one match. The same data as a list: S = [4, 2, 7, 9, 8, 9, 5, 7, 7, 7]. What is the median number of goals scored?



Task card 19 Dot Plots: Finding the Median

The dot plot shows the number of push-ups done in one minute for 9 students. Each dot stands for one student. The same data as a list: S = [24, 12, 12, 25, 14, 25, 14, 15, 22]. What is the median number of push-ups done in one minute?



Task card 20 Dot Plots: Finding the Median

The dot plot shows the number of points scored for 10 games. Each dot stands for one game. The same data as a list: S = [17, 17, 11, 7, 11, 17, 13, 6, 14, 12]. What is the median number of points scored?



Task card 21 Dot Plots: Finding the Median

The dot plot shows the number of books read over the summer for 7 students. Each dot stands for one student. The same data as a list: S = [12, 9, 4, 7, 10, 14, 4]. What is the median number of books read over the summer?

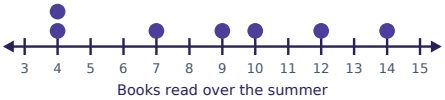

Task card 22 Dot Plots: Finding the Median

The dot plot shows the number of hours of sleep for 7 students. Each dot stands for one student. The same data as a list: S = [11, 12, 7, 8, 6, 4, 12]. What is the median number of hours of sleep?



Task card 23 Dot Plots: Finding the Median

The dot plot shows the quiz score for 7 students. Each dot stands for one student. The same data as a list: S = [11, 15, 14, 17, 14, 9, 16]. What is the median quiz score?

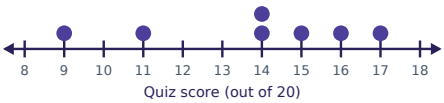

Task card 24 Dot Plots: Finding the Median

The dot plot shows the number of minutes the bus was late for 7 days. Each dot stands for one day. The same data as a list: S = [14, 7, 8, 6, 11, 16, 16]. What is the median number of minutes the bus was late?

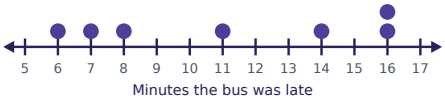

Dot Plots: Finding the Median Task Cards

Recording sheet · Grade 10 · Find the median of the data in each dot plot.

Name: _____ Date: _____

Scan to check your answers

1	2	3	4
5	6	7	8
9	10	11	12
13	14	15	16
17	18	19	20
21	22	23	24

Dot Plots: Finding the Median Task Cards: Answer Key

Grade 10 · Easy

The answers online

1. 8	**2.** 25	**3.** 11
4. 10	**5.** 5	**6.** 13
7. 18	**8.** 9	**9.** 7
10. 20	**11.** 7	**12.** 15
13. 11	**14.** 26	**15.** 17
16. 22.5	**17.** 5	**18.** 7
19. 15	**20.** 12.5	**21.** 9
22. 8	**23.** 14	**24.** 11