Dot Plots: Finding the Median · 1

The dot plot shows the high temperature in °C for 11 days. Each dot stands for one day. The same data as a list: S = [18, 28, 21, 18, 29, 16, 28, 25, 16, 28, 15]. What is the median high temperature in °C?

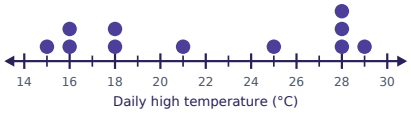

Dot Plots: Finding the Median · 2

The dot plot shows the number of hours of sleep for 12 students. Each dot stands for one student. The same data as a list: S = [6, 12, 11, 4, 3, 3, 10, 7, 7, 4, 10, 7]. What is the median number of hours of sleep?



Dot Plots: Finding the Median · 3

The dot plot shows the high temperature in °C for 11 days. Each dot stands for one day. The same data as a list: S = [20, 25, 19, 23, 25, 13, 18, 25, 21, 19, 14]. What is the median high temperature in °C?

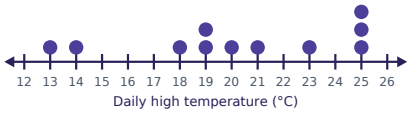

Dot Plots: Finding the Median · 4

The dot plot shows the quiz score for 12 students. Each dot stands for one student. The same data as a list: S = [19, 8, 8, 19, 19, 14, 11, 14, 7, 12, 13, 13]. What is the median quiz score?



Dot Plots: Finding the Median · 5

The dot plot shows the quiz score for 11 students. Each dot stands for one student. The same data as a list: S = [11, 10, 16, 17, 18, 14, 6, 15, 11, 20, 13]. What is the median quiz score?

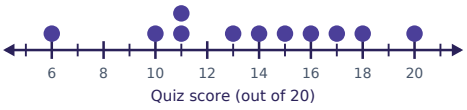

Dot Plots: Finding the Median · 6

The dot plot shows the number of hours of sleep for 12 students. Each dot stands for one student. The same data as a list: S = [8, 8, 6, 5, 3, 3, 6, 11, 11, 12, 7, 10]. What is the median number of hours of sleep?



Dot Plots: Finding the Median · 7

The dot plot shows the high temperature in °C for 12 days. Each dot stands for one day. The same data as a list: S = [27, 19, 24, 26, 14, 25, 13, 22, 15, 22, 20, 19]. What is the median high temperature in °C?

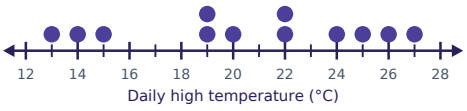

Dot Plots: Finding the Median · 8

The dot plot shows the quiz score for 11 students. Each dot stands for one student. What is the median quiz score?



Dot Plots: Finding the Median · 2

ANSWER

7

Dot Plots: Finding the Median · 1

ANSWER

21

Dot Plots: Finding the Median · 4

ANSWER

13

Dot Plots: Finding the Median · 3

ANSWER

20

Dot Plots: Finding the Median · 6

ANSWER

7.5

Dot Plots: Finding the Median · 5

ANSWER

14

Dot Plots: Finding the Median · 8

ANSWER

11

Dot Plots: Finding the Median · 7

ANSWER

21

Dot Plots: Finding the Median · 9

The dot plot shows the number of text messages sent in one hour for 12 teens. Each dot stands for one teen. What is the median number of text messages sent in one hour?

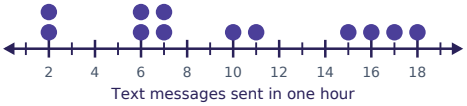

Dot Plots: Finding the Median · 10

The dot plot shows the number of books read over the summer for 11 students. Each dot stands for one student. What is the median number of books read over the summer?

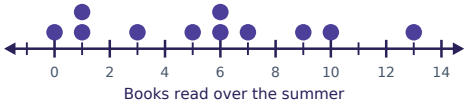

Dot Plots: Finding the Median · 11

The dot plot shows the number of push-ups done in one minute for 12 students. Each dot stands for one student. What is the median number of push-ups done in one minute?

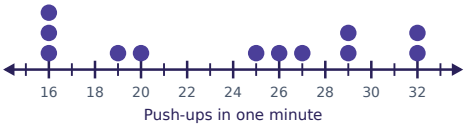

Dot Plots: Finding the Median · 12

The dot plot shows the number of books read over the summer for 11 students. Each dot stands for one student. What is the median number of books read over the summer?

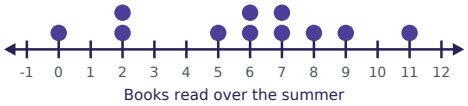

Dot Plots: Finding the Median · 13

The dot plot shows the number of points scored for 12 games. Each dot stands for one game. What is the median number of points scored?

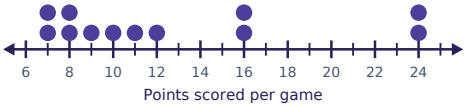

Dot Plots: Finding the Median · 14

The dot plot shows the number of minutes the bus was late for 11 days. Each dot stands for one day. What is the median number of minutes the bus was late?

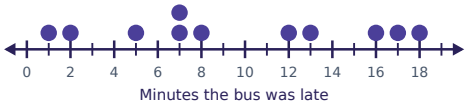

Dot Plots: Finding the Median · 15

The dot plot shows the number of goals scored for 12 matches. Each dot stands for one match. What is the median number of goals scored?



Dot Plots: Finding the Median · 16

The dot plot shows the number of push-ups done in one minute for 13 students. Each dot stands for one student. What is the median number of push-ups done in one minute?

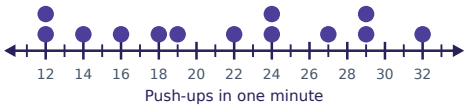

Dot Plots: Finding the Median · 10

ANSWER

6

Dot Plots: Finding the Median · 9

ANSWER

8.5

Dot Plots: Finding the Median · 12

ANSWER

6

Dot Plots: Finding the Median · 11

ANSWER

25.5

Dot Plots: Finding the Median · 14

ANSWER

8

Dot Plots: Finding the Median · 13

ANSWER

10.5

Dot Plots: Finding the Median · 16

ANSWER

22

Dot Plots: Finding the Median · 15

ANSWER

6

Dot Plots: Finding the Median · 17

The dot plot shows the number of goals scored for 14 matches. Each dot stands for one match. What is the median number of goals scored?

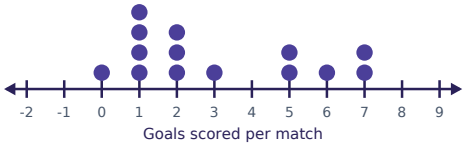

Dot Plots: Finding the Median · 18

The dot plot shows the number of push-ups done in one minute for 13 students. Each dot stands for one student. What is the median number of push-ups done in one minute?

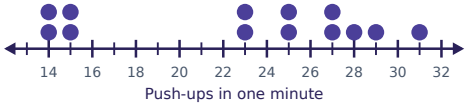

Dot Plots: Finding the Median · 19

The dot plot shows the number of minutes the bus was late for 14 days. Each dot stands for one day. What is the median number of minutes the bus was late?



Dot Plots: Finding the Median · 20

The dot plot shows the number of minutes the bus was late for 13 days. Each dot stands for one day. What is the median number of minutes the bus was late?

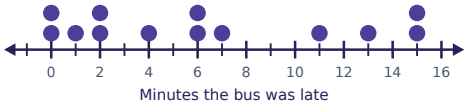

Dot Plots: Finding the Median · 21

The dot plot shows the number of goals scored for 14 matches. Each dot stands for one match. What is the median number of goals scored?



Dot Plots: Finding the Median · 22

The dot plot shows the number of points scored for 13 games. Each dot stands for one game. What is the median number of points scored?



Dot Plots: Finding the Median · 23

The dot plot shows the number of goals scored for 14 matches. Each dot stands for one match. What is the median number of goals scored?



Dot Plots: Finding the Median · 24

The dot plot shows the number of books read over the summer for 11 students. Each dot stands for one student. The same data as a list: S = [5, 8, 11, 13, 0, 11, 6, 12, 0, 3, 4]. What is the median number of books read over the summer?

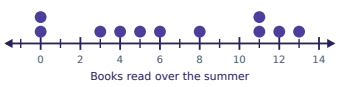

Dot Plots: Finding the Median · 18

ANSWER

25

Dot Plots: Finding the Median · 17

ANSWER

2

Dot Plots: Finding the Median · 20

ANSWER

6

Dot Plots: Finding the Median · 19

ANSWER

10.5

Dot Plots: Finding the Median · 22

ANSWER

11

Dot Plots: Finding the Median · 21

ANSWER

4

Dot Plots: Finding the Median · 24

ANSWER

6

Dot Plots: Finding the Median · 23

ANSWER

2.5