Dot Plots: Finding the Median · 1

The dot plot shows the number of points scored for 7 games. Each dot stands for one game. The same data as a list: S = [8, 5, 7, 13, 12, 5, 8]. What is the median number of points scored?

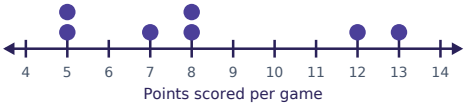

Dot Plots: Finding the Median · 2

The dot plot shows the high temperature in °C for 7 days. Each dot stands for one day. The same data as a list: S = [18, 25, 20, 25, 26, 27, 18]. What is the median high temperature in °C?

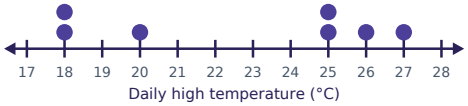

Dot Plots: Finding the Median · 3

The dot plot shows the number of points scored for 7 games. Each dot stands for one game. The same data as a list: S = [7, 11, 12, 13, 6, 12, 7]. What is the median number of points scored?



Dot Plots: Finding the Median · 4

The dot plot shows the number of minutes the bus was late for 7 days. Each dot stands for one day. The same data as a list: S = [12, 8, 7, 10, 12, 10, 3]. What is the median number of minutes the bus was late?

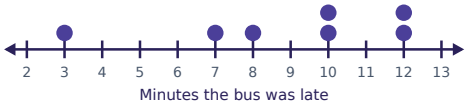

Dot Plots: Finding the Median · 5

The dot plot shows the number of goals scored for 7 matches. Each dot stands for one match. The same data as a list: S = [6, 3, 8, 0, 5, 6, 3]. What is the median number of goals scored?



Dot Plots: Finding the Median · 6

The dot plot shows the quiz score for 7 students. Each dot stands for one student. The same data as a list: S = [17, 8, 13, 16, 12, 11, 14]. What is the median quiz score?

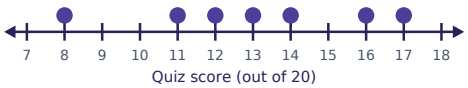

Dot Plots: Finding the Median · 7

The dot plot shows the number of push-ups done in one minute for 9 students. Each dot stands for one student. The same data as a list: S = [22, 23, 15, 18, 18, 21, 14, 16, 24]. What is the median number of push-ups done in one minute?



Dot Plots: Finding the Median · 8

The dot plot shows the number of hours of sleep for 9 students. Each dot stands for one student. The same data as a list: S = [9, 12, 9, 9, 8, 8, 12, 5, 6]. What is the median number of hours of sleep?



Dot Plots: Finding the Median · 2

ANSWER

25

Dot Plots: Finding the Median · 1

ANSWER

8

Dot Plots: Finding the Median · 4

ANSWER

10

Dot Plots: Finding the Median · 3

ANSWER

11

Dot Plots: Finding the Median · 6

ANSWER

13

Dot Plots: Finding the Median · 5

ANSWER

5

Dot Plots: Finding the Median · 8

ANSWER

9

Dot Plots: Finding the Median · 7

ANSWER

18

Dot Plots: Finding the Median · 9

The dot plot shows the number of hours of sleep for 9 students. Each dot stands for one student. The same data as a list: S = [5, 8, 9, 6, 7, 5, 7, 7, 7]. What is the median number of hours of sleep?



Dot Plots: Finding the Median · 10

The dot plot shows the high temperature in °C for 9 days. Each dot stands for one day. The same data as a list: S = [26, 15, 24, 26, 18, 17, 20, 14, 22]. What is the median high temperature in °C?

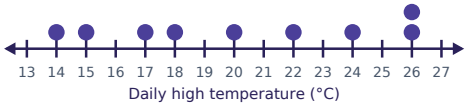

Dot Plots: Finding the Median · 11

The dot plot shows the number of hours of sleep for 9 students. Each dot stands for one student. The same data as a list: S = [5, 8, 6, 3, 9, 6, 11, 8, 7]. What is the median number of hours of sleep?



Dot Plots: Finding the Median · 12

The dot plot shows the high temperature in °C for 9 days. Each dot stands for one day. The same data as a list: S = [12, 19, 15, 18, 15, 12, 11, 20, 20]. What is the median high temperature in °C?

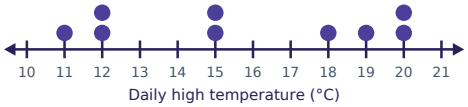

Dot Plots: Finding the Median · 13

The dot plot shows the quiz score for 9 students. Each dot stands for one student. The same data as a list: S = [14, 9, 6, 7, 12, 13, 11, 15, 11]. What is the median quiz score?

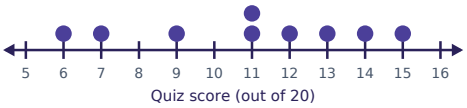

Dot Plots: Finding the Median · 14

The dot plot shows the number of push-ups done in one minute for 9 students. Each dot stands for one student. The same data as a list: S = [27, 23, 26, 28, 19, 26, 30, 30, 18]. What is the median number of push-ups done in one minute?



Dot Plots: Finding the Median · 15

The dot plot shows the quiz score for 9 students. Each dot stands for one student. The same data as a list: S = [18, 19, 19, 6, 13, 8, 17, 18, 8]. What is the median quiz score?

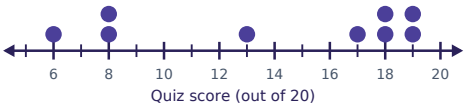

Dot Plots: Finding the Median · 16

The dot plot shows the number of push-ups done in one minute for 10 students. Each dot stands for one student. The same data as a list: S = [17, 23, 29, 23, 17, 27, 20, 19, 27, 22]. What is the median number of push-ups done in one minute?



Dot Plots: Finding the Median · 10

ANSWER

20

Dot Plots: Finding the Median · 9

ANSWER

7

Dot Plots: Finding the Median · 12

ANSWER

15

Dot Plots: Finding the Median · 11

ANSWER

7

Dot Plots: Finding the Median · 14

ANSWER

26

Dot Plots: Finding the Median · 13

ANSWER

11

Dot Plots: Finding the Median · 16

ANSWER

22.5

Dot Plots: Finding the Median · 15

ANSWER

17

Dot Plots: Finding the Median · 17

The dot plot shows the number of books read over the summer for 9 students. Each dot stands for one student. The same data as a list: S = [5, 9, 1, 5, 3, 2, 8, 1, 11]. What is the median number of books read over the summer?



Dot Plots: Finding the Median · 18

The dot plot shows the number of goals scored for 10 matches. Each dot stands for one match. The same data as a list: S = [4, 2, 7, 9, 8, 9, 5, 7, 7, 7]. What is the median number of goals scored?



Dot Plots: Finding the Median · 19

The dot plot shows the number of push-ups done in one minute for 9 students. Each dot stands for one student. The same data as a list: S = [24, 12, 12, 25, 14, 25, 14, 15, 22]. What is the median number of push-ups done in one minute?



Dot Plots: Finding the Median · 20

The dot plot shows the number of points scored for 10 games. Each dot stands for one game. The same data as a list: S = [17, 17, 11, 7, 11, 17, 13, 6, 14, 12]. What is the median number of points scored?

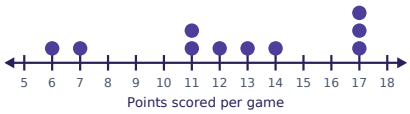

Dot Plots: Finding the Median · 21

The dot plot shows the number of books read over the summer for 7 students. Each dot stands for one student. The same data as a list: S = [12, 9, 4, 7, 10, 14, 4]. What is the median number of books read over the summer?



Dot Plots: Finding the Median · 22

The dot plot shows the number of hours of sleep for 7 students. Each dot stands for one student. The same data as a list: S = [11, 12, 7, 8, 6, 4, 12]. What is the median number of hours of sleep?



Dot Plots: Finding the Median · 23

The dot plot shows the quiz score for 7 students. Each dot stands for one student. The same data as a list: S = [11, 15, 14, 17, 14, 9, 16]. What is the median quiz score?

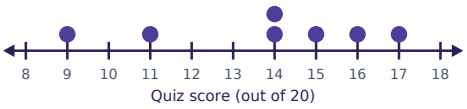

Dot Plots: Finding the Median · 24

The dot plot shows the number of minutes the bus was late for 7 days. Each dot stands for one day. The same data as a list: S = [14, 7, 8, 6, 11, 16, 16]. What is the median number of minutes the bus was late?

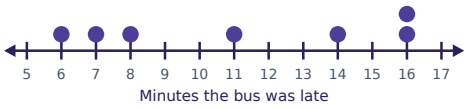

Dot Plots: Finding the Median · 18

ANSWER

7

Dot Plots: Finding the Median · 17

ANSWER

5

Dot Plots: Finding the Median · 20

ANSWER

12.5

Dot Plots: Finding the Median · 19

ANSWER

15

Dot Plots: Finding the Median · 22

ANSWER

8

Dot Plots: Finding the Median · 21

ANSWER

9

Dot Plots: Finding the Median · 24

ANSWER

11

Dot Plots: Finding the Median · 23

ANSWER

14