Dot Plots: Finding the Mean · 1

The dot plot shows the high temperature in °C for 13 days. Each dot stands for one day. What is the mean high temperature in °C?

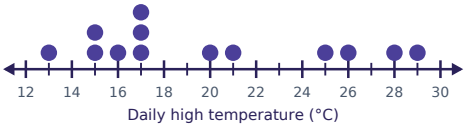

Dot Plots: Finding the Mean · 2

The dot plot shows the quiz score for 14 students. Each dot stands for one student. What is the mean quiz score?



Dot Plots: Finding the Mean · 3

The dot plot shows the high temperature in °C for 14 days. Each dot stands for one day. What is the mean high temperature in °C?

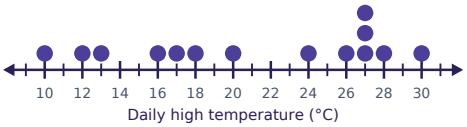

Dot Plots: Finding the Mean · 4

The dot plot shows the number of goals scored for 13 matches. Each dot stands for one match. What is the mean number of goals scored?



Dot Plots: Finding the Mean · 5

The dot plot shows the number of goals scored for 13 matches. Each dot stands for one match. What is the mean number of goals scored?



Dot Plots: Finding the Mean · 6

The dot plot shows the high temperature in °C for 14 days. Each dot stands for one day. What is the mean high temperature in °C?

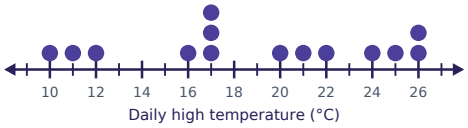

Dot Plots: Finding the Mean · 7

The dot plot shows the number of books read over the summer for 14 students. Each dot stands for one student. What is the mean number of books read over the summer?



Dot Plots: Finding the Mean · 8

The dot plot shows the number of text messages sent in one hour for 14 teens. Each dot stands for one teen. What is the mean number of text messages sent in one hour?



Dot Plots: Finding the Mean · 2

ANSWER

13

Dot Plots: Finding the Mean · 1

ANSWER

19.9

Dot Plots: Finding the Mean · 4

ANSWER

4.6

Dot Plots: Finding the Mean · 3

ANSWER

21.1

Dot Plots: Finding the Mean · 6

ANSWER

18.9

Dot Plots: Finding the Mean · 5

ANSWER

5

Dot Plots: Finding the Mean · 8

ANSWER

12.1

Dot Plots: Finding the Mean · 7

ANSWER

8.7

Dot Plots: Finding the Mean · 9

The dot plot shows the number of goals scored for 14 matches. Each dot stands for one match. What is the mean number of goals scored?

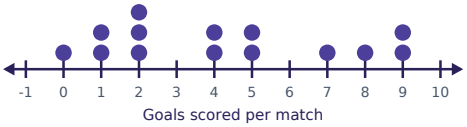

Dot Plots: Finding the Mean · 10

The dot plot shows the quiz score for 14 students. Each dot stands for one student. What is the mean quiz score?



Dot Plots: Finding the Mean · 11

The dot plot shows the number of minutes the bus was late for 15 days. Each dot stands for one day. What is the mean number of minutes the bus was late?

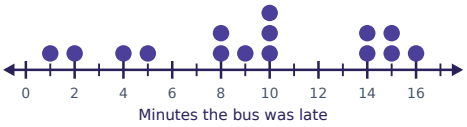

Dot Plots: Finding the Mean · 12

The dot plot shows the quiz score for 15 students. Each dot stands for one student. What is the mean quiz score?

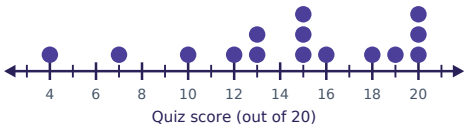

Dot Plots: Finding the Mean · 13

The dot plot shows the number of rainy days for 14 months. Each dot stands for one month. What is the mean number of rainy days?

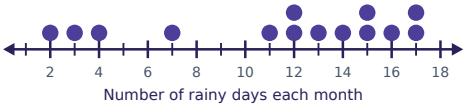

Dot Plots: Finding the Mean · 14

The dot plot shows the number of books read over the summer for 15 students. Each dot stands for one student. What is the mean number of books read over the summer?



Dot Plots: Finding the Mean · 15

The dot plot shows the number of books read over the summer for 14 students. Each dot stands for one student. What is the mean number of books read over the summer?

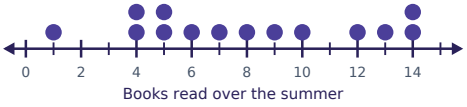

Dot Plots: Finding the Mean · 16

The dot plot shows the number of goals scored for 14 matches. Each dot stands for one match. What is the mean number of goals scored?



Dot Plots: Finding the Mean · 10

ANSWER

9.1

Dot Plots: Finding the Mean · 9

ANSWER

4.2

Dot Plots: Finding the Mean · 12

ANSWER

14.5

Dot Plots: Finding the Mean · 11

ANSWER

9.4

Dot Plots: Finding the Mean · 14

ANSWER

6.5

Dot Plots: Finding the Mean · 13

ANSWER

11.3

Dot Plots: Finding the Mean · 16

ANSWER

4.1

Dot Plots: Finding the Mean · 15

ANSWER

8

Dot Plots: Finding the Mean · 17

The dot plot shows the number of goals scored for 14 matches. Each dot stands for one match. What is the mean number of goals scored?



Dot Plots: Finding the Mean · 18

The dot plot shows the number of books read over the summer for 14 students. Each dot stands for one student. What is the mean number of books read over the summer?

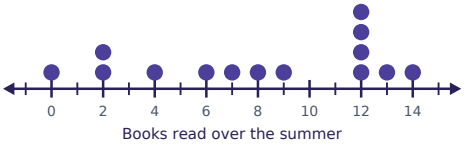

Dot Plots: Finding the Mean · 19

The dot plot shows the number of text messages sent in one hour for 13 teens. Each dot stands for one teen. What is the mean number of text messages sent in one hour?

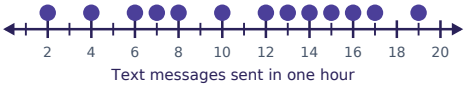

Dot Plots: Finding the Mean · 20

The dot plot shows the high temperature in °C for 13 days. Each dot stands for one day. What is the mean high temperature in °C?

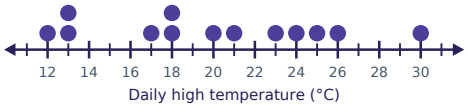

Dot Plots: Finding the Mean · 21

The dot plot shows the number of minutes the bus was late for 14 days. Each dot stands for one day. What is the mean number of minutes the bus was late?

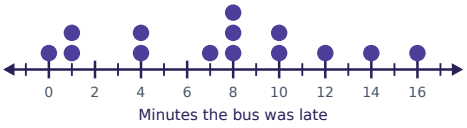

Dot Plots: Finding the Mean · 22

The dot plot shows the number of goals scored for 14 matches. Each dot stands for one match. What is the mean number of goals scored?



Dot Plots: Finding the Mean · 23

The dot plot shows the number of minutes the bus was late for 14 days. Each dot stands for one day. What is the mean number of minutes the bus was late?

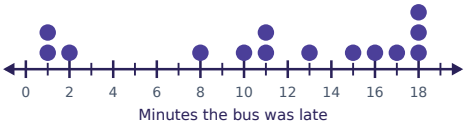

Dot Plots: Finding the Mean · 24

The dot plot shows the number of push-ups done in one minute for 13 students. Each dot stands for one student. What is the mean number of push-ups done in one minute?

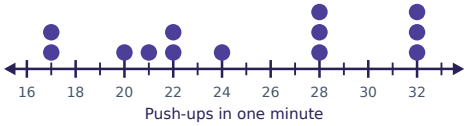

Dot Plots: Finding the Mean · 18

ANSWER

8.1

Dot Plots: Finding the Mean · 17

ANSWER

4.5

Dot Plots: Finding the Mean · 20

ANSWER

20

Dot Plots: Finding the Mean · 19

ANSWER

11

Dot Plots: Finding the Mean · 22

ANSWER

5.6

Dot Plots: Finding the Mean · 21

ANSWER

7.4

Dot Plots: Finding the Mean · 24

ANSWER

24.8

Dot Plots: Finding the Mean · 23

ANSWER

11.4