Task card 1 Data & Graphing

There are 4 apples, 2 bananas, and 7 oranges. How many are there in total (all three combined)?



Task card 2 Data & Graphing

There are 7 apples, 4 bananas, and 6 oranges. Which has the most: apples, bananas, or oranges?



Task card 3 Data & Graphing

There are 6 cats, 3 dogs, and 4 fish. How many more cats are there than dogs?



Task card 4 Data & Graphing

There are 5 red cars, 6 blue cars, and 3 green cars. How many are there in total (all three combined)?



Task card 5 Data & Graphing

There are 1 red car, 6 blue cars, and 3 green cars. Which has the most: red cars, blue cars, or green cars?



Task card 6 Data & Graphing

There are 6 apples, 4 bananas, and 3 oranges. How many more apples are there than oranges?



Task card 7 Data & Graphing

There are 1 apple, 5 bananas, and 2 oranges. How many are there in total (all three combined)?



Task card 8 Data & Graphing

There are 5 soccer balls, 1 basketball, and 6 tennis balls. Which has the most: soccer balls, basketballs, or tennis balls?



Task card 9 Data & Graphing

There are 4 red cars, 6 blue cars, and 7 green cars. How many are there in total (all three combined)?



Task card 10 Data & Graphing

There are 7 soccer balls, 2 basketballs, and 8 tennis balls. Which has the most: soccer balls, basketballs, or tennis balls?



Task card 11 Data & Graphing

There are 4 red cars, 6 blue cars, and 7 green cars. How many more green cars are there than red cars?



Task card 12 Data & Graphing

There are 5 cats, 1 dog, and 7 fish. How many are there in total (all three combined)?



Task card 13 Data & Graphing

There are 1 cat, 6 dogs, and 5 fish. Which has the most: cats, dogs, or fish?



Task card 14 Data & Graphing

There are 8 apples, 5 bananas, and 2 oranges. How many more apples are there than oranges?



Task card 15 Data & Graphing

There are 7 cats, 5 dogs, and 6 fish. How many are there in total (all three combined)?



Task card 16 Data & Graphing

There are 7 apples, 5 bananas, and 8 oranges. Which has the most: apples, bananas, or oranges?



Task card 17 Data & Graphing

There are 1 red car, 7 blue cars, and 9 green cars. How many are there in total (all three combined)?



Task card 18 Data & Graphing

There are 7 soccer balls, 5 basketballs, and 3 tennis balls. Which has the most: soccer balls, basketballs, or tennis balls?



Task card 19 Data & Graphing

There are 7 apples, 6 bananas, and 1 orange. How many more apples are there than oranges?



Task card 20 Data & Graphing

There are 4 soccer balls, 5 basketballs, and 8 tennis balls. How many are there in total (all three combined)?



Task card 21 Data & Graphing

There are 9 soccer balls, 7 basketballs, and 2 tennis balls. Which has the most: soccer balls, basketballs, or tennis balls?



Task card 22 Data & Graphing

There are 4 apples, 7 bananas, and 6 oranges. How many more bananas are there than apples?



Task card 23 Data & Graphing

There are 9 soccer balls, 1 basketball, and 6 tennis balls. How many are there in total (all three combined)?



Task card 24 Data & Graphing

There are 6 cats, 9 dogs, and 3 fish. Which has the most: cats, dogs, or fish?



Data & Graphing Task Cards

Recording sheet · Grade 1 · Answer each question about the data.

Name: _____ Date: _____

Scan to check your answers

1	2	3	4
5	6	7	8
9	10	11	12
13	14	15	16
17	18	19	20
21	22	23	24

Data & Graphing Task Cards: Answer Key

Grade 1 · Easy

The answers online

1. 13	**2.** apples	**3.** 3
4. 14	**5.** blue cars	**6.** 3
7. 8	**8.** tennis balls	**9.** 17
10. tennis balls	**11.** 3	**12.** 13
13. dogs	**14.** 6	**15.** 18
16. oranges	**17.** 17	**18.** soccer balls
19. 6	**20.** 17	**21.** soccer balls
22. 3	**23.** 16	**24.** dogs